

Model : TTS700 series

# FULL HEIGHT TURNSTILE

STAINLESS STEEL SEMI AUTO GATE


Automated pedestrian access control for residential, industrial and commercial applications



**MAG** TTS710 semi auto stainless steel full-height turnstile can achieve maximum access security control. Users are not able to crawl underneath or climb over to gain unauthorized access into premise. Full height turnstile can effective control single pass through each time.

Semi auto turnstile operation is based on solenoid lock that selectively allow or block rotation direction.

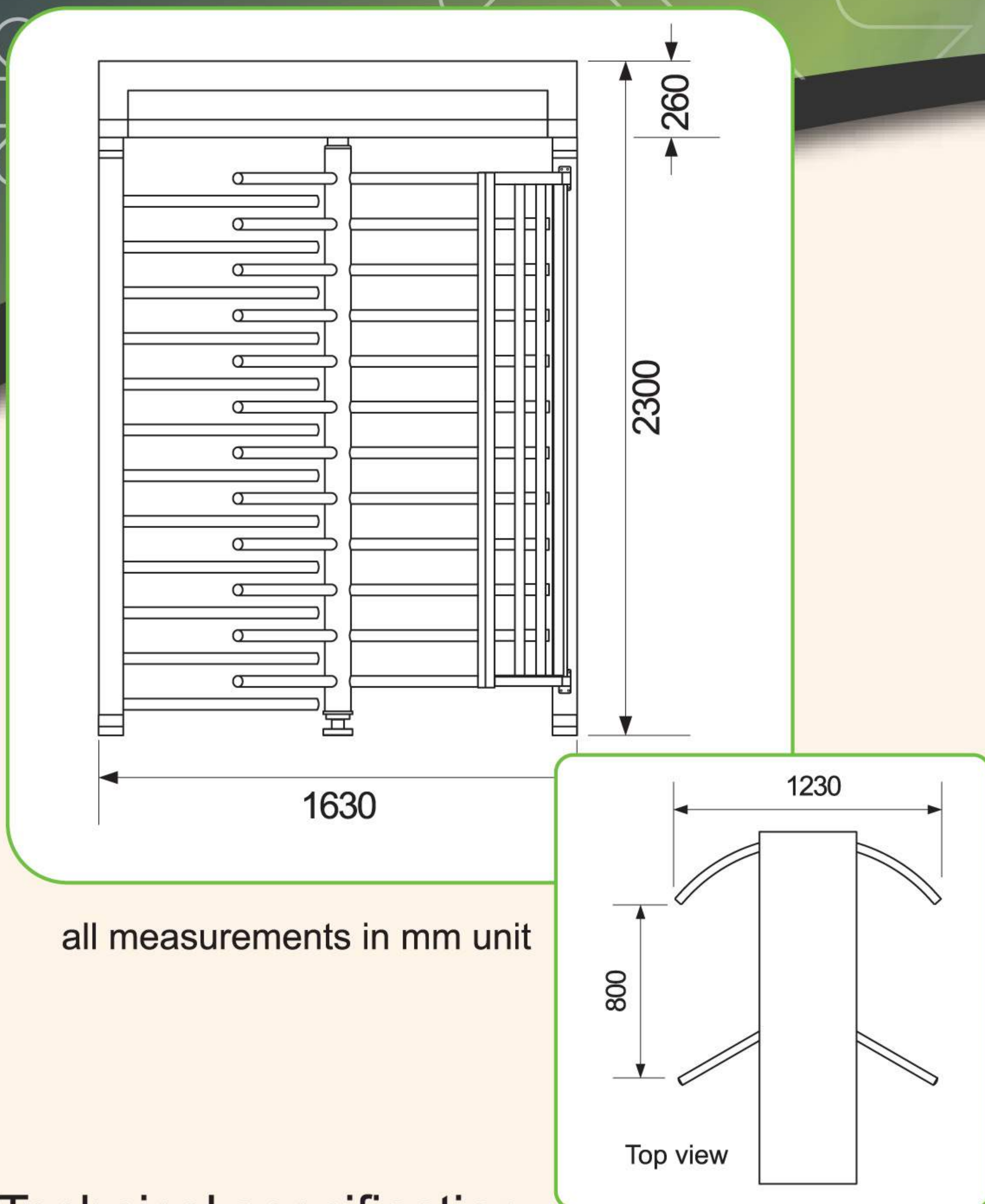
**MAG** TTS710 is built with high quality material to withstand outdoor usage for years to come.



**TTS710**  
mag full height semi auto turnstile



# Full height semi auto turnstile



all measurements in mm unit

## Technical specification:

Desription	Specification
Power and Voltage	AC 220V
Communication interface	Dry contact / RS485 / RS232
Operation voltage	DC 24V (brush motor)
Max flow rate	20 to 30 people per minute
Rated power	30W(normally open)
Humidity temperature (non- condensation)	0 ~ 95%
Working temperature	15°C -60°C

## Structure parameter

Desription	Specification
Housing material	304 grade stainless steel
Housing dimension	1630×1230×2300 (mm)
Surface treatment	brushed finish
Arm's material	304 grade stainless steel
Lane width	800mm (default)
Arm's OD	38 mm (default) 48 mm (max)

## High quality stainless steel

The housing is made of high quality stainless steel, and all the internal parts are with antirust and antiseptic treatment to achieve high level of durability.

## Bi-directional

Turnstile can be configured to be bi-directional or uni-directional.

## Easy integration

Easy integration with any third party access control or ticketing via dry contact interface. TTS710 will unlock and allow arm rotation upon receiving valid dry contact from electronic access system.

## Self centering

If arm is rotated more than half, it will automatically fall forward to complete the rotation. If arm is rotated less than half, it will automatically fall backward to return to home position. This will avoid arm does not stop halfway that may allow unauthorized access.

## Avoid unauthorized force

When the arm is locked, it will be able to sustain resistant force 70kg to restrain from unauthorized force open attempt.

## Anti-tailgating


Smart lock mechanism uses limit switch to detect rotation and effectively re-lock back after arm has been rotated more than half. Therefore current user can only finish the rotation to pass through or reverse the rotation to exit. Either way, it will not allow second person to pass through again.

## Safety

During power failure the system will unlock the arms. User can manually push the arms for free passage. This allows convenient evacuation of people inside the premise.

## Memory function

Memory will record the sequence of passing (same or opposite direction). Passing request will be executed according to the sequence recorded.



POWER by SAF LUTION

Authorized dealer